



ASBK.COM.AU f t i y

# Winton Motor Raceway : OFFICIAL TEST : April 11 & 12

## SUPERBIKE

### Wednesday Practice 4

Date: 12/04/17  
 Event: P23  
 Weather: Sunny - 23.3C  
 Track: Dry - 34.5C

Started at: 15:41:28  
 Laps: 30 Min  
 Starters: 9  
 Printed at: 16:21

### CLASSIFICATION

Pos	No	Name	Machine	Fastest Lap	On Lap	Behind Prev	Behind Leader	Top Speed
1	65	Cru HALLIDAY (NSW) / Yamaha Finance / Yamaha Insurance / Ipone	Yamaha YZF-R1	1:20.770	13 of 13			241
2	47	Wayne MAXWELL (VIC) / Yamaha Racing Team	Yamaha YZF-R1	1:21.046	11 of 14	.276	.276	240
3	1	Troy HERFOSS (QLD) / Crankt Protein Honda Racing / Honda Genuine / Pirelli / Alpinestars	Honda CBR RR	1:21.447	8 of 8	.401	.677	236
4	67	Bryan STARING (WA) / Crankt Protein Honda Racing / Honda Genuine / Pirelli / Alpinestars	Honda CBR RR	1:21.504	5 of 11	.057	.734	238
5	21	Josh WATERS (VIC) / Team Suzuki ECSTAR / AirRoad / Pirelli / Swann Ins. / Pepper Money	Suzuki GSX-R	1:21.598	13 of 14	.094	.828	247
6	50	Callum SPRIGGS (QLD) / Ducati Aust. / QBE Insurance / Pirelli / Motul / Gibson Freight / INOX	Ducati Panigale	1:22.500	4 of 9	.902	1.730	237
7	20	Alex PHILLIS (VIC) / Apex Civil / Arnolds Fruit Market	Yamaha YZF-R1	1:22.612	3 of 8	.112	1.842	242
8	178	Michael BLAIR (NSW) / Yamaha YRT / Gosford Classic Car Museum / Ipone / YMI / John Singleton Grp	Yamaha YZF-R1	1:22.743	8 of 16	.131	1.973	243
9	6	Brendan McINTYRE (NSW) / Western M-cycles Sydney / Ric Pobjoy Racing / Motul Oils / RK Chains	Suzuki GSX-R	1:25.552	7 of 10	2.809	4.782	227

Current best lap for SBK class - 1:20.405 by Troy HERFOSS (NSW) on a Honda CBR RR SP set on 22/09/16



*Scott Laing*  
 Chief Time Keeper - Scott Laing

Clerk of Course - Simon Maas

Computime Race Timing Systems Pty Ltd © 1996  
 Licensed to Computime Race Timing Systems

[www.computime.com.au](http://www.computime.com.au)

COMPUTIME RACE TIMING SYSTEMS PTY LTD





ASBK.COM.AU f t i y

# Winton Motor Raceway : OFFICIAL TEST : April 11 & 12

## SUPERBIKE

### Wednesday Practice 4

Date: 12/04/17  
 Event: P23  
 Weather: Sunny - 23.3C  
 Track: Dry - 34.5C


Started at: 15:41:28  
 Laps: 30 Min  
 Starters: 9  
 Printed at: 16:21

### LAP TIMES

No	Name	Lap 1	Lap 2	Lap 3	Lap 4	Lap 5	Lap 6	Lap 7	Lap 8	Lap 9	Lap 10
1	Troy HERFOSS (QLD)	1:42.883	1:21.706	1:21.523	1:21.863	1:21.480	1:21.850	1:29.414	<b>1:21.447</b>		
6	Brendan McINTYRE (NSW)	1:38.759	1:27.954	1:26.231	1:26.422	1:25.886	1:25.860	<b>1:25.552</b>	1:25.705	1:27.212	1:29.987
20	Alex PHILLIS (VIC)	1:29.100	1:23.791	<b>1:22.612</b>	1:22.723	1:22.982	1:23.362	1:22.983	1:23.905		
21	Josh WATERS (VIC)	1:52.840	1:23.720	1:22.693	4:30.023	1:37.935	1:22.479	1:21.700	1:21.805	4:18.579	1:32.126
		10	1:22.076	1:25.413	<b>1:21.598</b>	1:21.618					
47	Wayne MAXWELL (VIC)	1:32.692	1:22.538	1:21.614	1:21.185	1:21.793	1:21.629	4:16.514	1:27.426	1:21.213	1:21.366
		10	<b>1:21.046</b>	1:21.072	6:40.198	1:25.887					
50	Callum SPRIGGS (QLD)	1:34.595	1:23.846	1:22.811	<b>1:22.500</b>	1:22.958	1:23.739	1:23.985	1:23.732	1:23.871	
65	Cru HALLIDAY (NSW)	1:32.947	1:23.445	1:23.100	1:25.879	1:22.529	1:32.763	1:22.343	1:22.248	1:22.201	5:48.273
		10	1:32.192	1:21.727	<b>1:20.770</b>						
67	Bryan STARING (WA)	1:36.874	1:22.573	1:22.058	1:25.527	<b>1:21.504</b>	1:22.009	1:23.064	1:22.119	1:22.382	1:22.950
		10	1:23.577								
178	Michael BLAIR (NSW)	1:33.197	1:23.499	1:23.294	1:23.196	1:23.165	1:30.210	1:23.020	<b>1:22.743</b>	3:22.276	1:32.256
		10	1:22.853	1:23.097	3:13.800	1:26.654	1:22.965	1:22.813			

*Scott Laing*  
 Chief Time Keeper - Scott Laing

Clerk of Course - Simon Maas



Computime Race Timing Systems Pty Ltd © 1996  
 Licensed to Computime Race Timing Systems

[www.computime.com.au](http://www.computime.com.au)

COMPUTIME RACE TIMING SYSTEMS PTY LTD



ASBK.COM.AU f t i y

# Winton Motor Raceway : OFFICIAL TEST : April 11 & 12

## SUPERBIKE

### Wednesday Practice 4

Date: 12/04/17  
 Event: P23  
 Weather: Sunny - 23.3C  
 Track: Dry - 34.5C


Started at: 15:41:28  
 Laps: 30 Min  
 Starters: 9  
 Printed at: 16:21

### SPLIT TIMES

Lap	Split 1	Split 2	Split 3	Split 4	Lap Time	Spd	Lap	Split 1	Split 2	Split 3	Split 4	Lap Time	Spd
<b>1 Troy HERFOSS (QLD) (3rd)</b>													
1	18.283	23.023	34.012	27.565	1:42.883 P		11	11.390	13.891	30.119	26.676	1:22.076	244
2	11.208	13.977	29.943	26.578	1:21.706	233	12	11.959	15.382	31.169	26.903	1:25.413	243
3	<b>11.123</b>	14.003	<b>29.867</b>	26.530	1:21.523	235	13	<b>11.241</b>	13.900	29.932	<b>26.525</b>	<b>1:21.598</b>	244
4	11.222	14.063	29.932	26.646	1:21.863	235	14	11.270	13.883	29.900	26.565	1:21.618	245
5	11.178	<b>13.897</b>	29.957	26.448	1:21.480	234	<b>47 Wayne MAXWELL (VIC) (2nd)</b>						
6	11.238	13.994	30.096	26.522	1:21.850	234	1	18.891	15.137	31.340	27.324	1:32.692 P	
7	11.328	13.996	33.503	30.587	1:29.414	234	2	11.343	13.936	30.468	26.791	1:22.538	237
8	11.169	13.943	29.922	<b>26.413</b>	<b>1:21.447</b>	236	3	11.253	13.757	29.903	26.701	1:21.614	236
<b>6 Brendan McINTYRE (NSW) (9th)</b>													
1	18.917	16.633	34.061	29.148	1:38.759 P		4	11.213	13.771	29.694	<b>26.507</b>	1:21.185	239
2	12.446	15.203	32.122	28.183	1:27.954	222	5	11.300	13.836	29.951	26.706	1:21.793	239
3	12.050	14.567	31.457	28.157	1:26.231	226	6	11.249	13.964	29.730	26.686	1:21.629	237
4	11.977	14.518	31.794	28.133	1:26.422	225	7	12.178	16.348	30.344	3:17.644	4:16.514	238
5	11.939	<b>14.445</b>	31.515	27.987	1:25.886	226	8	16.032	14.355	30.255	26.784	1:27.426 P	
6	12.003	14.568	31.509	<b>27.780</b>	1:25.860	225	9	11.234	<b>13.739</b>	29.570	26.670	1:21.213	240
7	<b>11.799</b>	14.553	<b>31.186</b>	28.014	<b>1:25.552</b>	226	10	11.167	13.877	29.652	26.670	1:21.366	239
8	11.884	14.525	31.401	27.895	1:25.705	224	11	11.158	13.745	<b>29.560</b>	26.583	<b>1:21.046</b>	239
9	11.883	14.562	31.349	29.418	1:27.212	226	12	<b>11.148</b>	13.756	29.623	26.545	1:21.072	239
10	13.832	15.719	32.200	28.236	1:29.987	166	13	12.295	15.581	31.868	5:40.454	6:40.198	239
<b>50 Callum SPRIGGS (QLD) (6th)</b>													
<b>20 Alex PHILLIS (VIC) (7th)</b>													
1	14.946	15.070	31.343	27.741	1:29.100 P		1	17.493	15.784	33.361	27.957	1:34.595 P	
2	11.468	14.459	30.519	27.345	1:23.791	239	2	11.811	14.290	30.829	26.916	1:23.846	233
3	11.435	14.130	<b>30.309</b>	<b>26.738</b>	<b>1:22.612</b>	242	3	11.450	14.029	30.448	26.884	1:22.811	237
4	11.502	<b>13.933</b>	30.461	26.827	1:22.723	241	4	<b>11.351</b>	<b>13.981</b>	<b>30.333</b>	<b>26.835</b>	<b>1:22.500</b>	236
5	11.639	13.953	30.473	26.917	1:22.982	241	5	11.502	14.024	30.498	26.934	1:22.958	236
6	11.591	14.073	30.737	26.961	1:23.362	242	6	11.525	14.218	30.749	27.247	1:23.739	237
7	<b>11.408</b>	14.145	30.372	27.058	1:22.983	241	7	11.696	14.303	30.873	27.113	1:23.985	235
8	11.548	14.349	30.750	27.258	1:23.905	240	8	11.564	14.282	30.713	27.173	1:23.732	237
<b>21 Josh WATERS (VIC) (5th)</b>													
<b>65 Cru HALLIDAY (NSW) (1st)</b>													
1	25.496	19.773	38.237	29.334	1:52.840 P		1	17.112	15.580	32.568	27.687	1:32.947 P	
2	11.780	14.206	30.498	27.236	1:23.720	242	2	11.609	14.033	30.831	26.972	1:23.445	236
3	11.476	14.035	30.264	26.918	1:22.693	244	3	11.689	14.009	30.520	26.882	1:23.100	237
4	11.977	15.825	33.153	3:29.068	4:30.023	244	4	11.480	15.931	31.506	26.962	1:25.879	238
5	15.777	15.282	37.952	28.924	1:37.935 P		5	11.420	13.905	30.429	26.775	1:22.529	239
6	11.563	13.978	30.024	26.914	1:22.479	243	6	11.420	21.622	32.728	26.993	1:32.763	241
7	11.270	<b>13.853</b>	29.955	26.622	1:21.700	244	7	11.336	13.938	30.334	26.735	1:22.343	239
8	11.294	13.899	<b>29.859</b>	26.753	1:21.805	245	8	11.385	13.888	30.273	26.702	1:22.248	239
9	12.765	16.184	34.192	3:15.438	4:18.579	247	9	11.489	13.851	30.303	26.558	1:22.201	239
10	17.261	16.004	31.710	27.151	1:32.126 P		10	11.339	17.291	37.944	4:41.699	5:48.273	238

*Spott*  
 Chief Time Keeper - Spott Laing

Clerk of Course - Simon Maas



Computime Race Timing Systems Pty Ltd © 1996  
 Licensed to Computime Race Timing Systems

[www.computime.com.au](http://www.computime.com.au)

COMPUTIME RACE TIMING SYSTEMS PTY LTD



ASBK.COM.AU f t i y

# Winton Motor Raceway : OFFICIAL TEST : April 11 & 12

## SUPERBIKE

### Wednesday Practice 4

Date: 12/04/17  
 Event: P23  
 Weather: Sunny - 23.3C  
 Track: Dry - 34.5C

Started at: 15:41:28  
 Laps: 30 Min  
 Starters: 9  
 Printed at: 16:21

### SPLIT TIMES

Lap	Split 1	Split 2	Split 3	Split 4	Lap Time	Spd	Lap	Split 1	Split 2	Split 3	Split 4	Lap Time	Spd
11	17.164	15.140	32.249	27.639	1:32.192 P		1	18.228	15.084	32.332	27.553	1:33.197 P	
12	11.494	13.860	29.882	26.491	1:21.727	239	2	11.674	14.267	30.469	27.089	1:23.499	239
13	<b>11.236</b>	<b>13.644</b>	<b>29.480</b>	<b>26.410</b>	<b>1:20.770</b>	238	3	11.636	14.273	30.298	27.087	1:23.294	242
<b>67 Bryan STARING (WA) (4th)</b>													
1	16.767	17.929	34.196	27.982	1:36.874 P		4	11.547	14.177	30.261	27.211	1:23.196	241
2	11.550	14.235	30.030	26.758	1:22.573	233	5	11.535	14.222	30.312	27.096	1:23.165	240
3	11.448	13.949	29.965	26.696	1:22.058	237	6	13.188	19.137	30.681	27.204	1:30.210	241
4	11.498	14.913	32.414	26.702	1:25.527	236	7	11.615	14.244	<b>30.079</b>	27.082	1:23.020	241
5	11.277	13.908	<b>29.765</b>	<b>26.554</b>	<b>1:21.504</b>	237	8	<b>11.428</b>	14.122	30.090	27.103	<b>1:22.743</b>	240
6	11.251	<b>13.885</b>	29.875	26.998	1:22.009	238	9	12.166	15.184	33.372	2:21.554	3:22.276	241
7	<b>11.250</b>	13.933	31.005	26.876	1:23.064	237	10	17.673	16.109	31.035	27.439	1:32.256 P	
8	11.367	14.001	30.058	26.693	1:22.119	236	11	11.587	14.159	30.134	<b>26.973</b>	1:22.853	242
9	11.251	14.000	30.153	26.978	1:22.382	236	12	11.583	14.155	30.247	27.112	1:23.097	243
10	11.422	14.095	30.276	27.157	1:22.950	235	13	11.516	<b>14.026</b>	32.940	2:15.318	3:13.800	241
11	11.391	14.363	30.444	27.379	1:23.577	235	14	14.618	14.354	30.643	27.039	1:26.654 P	
							15	11.472	14.097	30.353	27.043	1:22.965	242
							16	11.554	14.033	30.251	26.975	1:22.813	241

178 Michael BLAIR (NSW) (8th)


*Scott Laing*  
 Chief Time Keeper - Scott Laing

Clerk of Course - Simon Maas

Computime Race Timing Systems Pty Ltd © 1996  
 Licensed to Computime Race Timing Systems

[www.computime.com.au](http://www.computime.com.au)

COMPUTIME RACE TIMING SYSTEMS PTY LTD





ASBK.COM.AU f t i y

# Winton Motor Raceway : OFFICIAL TEST : April 11 & 12

## SUPERBIKE

### Wednesday Practice 4

Date: 12/04/17  
 Event: P23  
 Weather: Sunny - 23.3C  
 Track: Dry - 34.5C

Started at: 15:41:28  
 Laps: 30 Min  
 Starters: 9  
 Printed at: 16:21

### FASTEST LAPS SEQUENCE

Race Time	No	Name	Machine	Fastest Lap	On Lap
2:28.175	20	Alex PHILLIS (VIC)	Yamaha YZF-R1	1:29.100	1
3:51.966	20	Alex PHILLIS (VIC)	Yamaha YZF-R1	1:23.791	2
5:09.719	65	Cru HALLIDAY (NSW)	Yamaha YZF-R1	1:23.445	2
5:14.578	20	Alex PHILLIS (VIC)	Yamaha YZF-R1	1:22.612	3
5:18.448	47	Wayne MAXWELL (VIC)	Yamaha YZF-R1	1:22.538	2
6:40.062	47	Wayne MAXWELL (VIC)	Yamaha YZF-R1	1:21.614	3
8:01.247	47	Wayne MAXWELL (VIC)	Yamaha YZF-R1	1:21.185	4
20:32.234	47	Wayne MAXWELL (VIC)	Yamaha YZF-R1	1:21.046	11
25:03.744	65	Cru HALLIDAY (NSW)	Yamaha YZF-R1	1:20.770	13



*Scott Laing*  
 Chief Time Keeper - Scott Laing

Clerk of Course - Simon Maas

Computime Race Timing Systems Pty Ltd © 1996  
 Licensed to Computime Race Timing Systems

[www.computime.com.au](http://www.computime.com.au)

COMPUTIME RACE TIMING SYSTEMS PTY LTD





ASBK.COM.AU f t i y

# Winton Motor Raceway : OFFICIAL TEST : April 11 & 12

## SUPERBIKE

### Wednesday Practice 4

Date: 12/04/17  
 Event: P23  
 Weather: Sunny - 23.3C  
 Track: Dry - 34.5C



Started at: 15:41:28  
 Laps: 30 Min  
 Starters: 9  
 Printed at: 16:21

### BEST PARTIAL TIMES

Pos	Split 1		Split 2		Split 3		Split 4		LAP		Ideal	Fastest
	Name	Time	Name	Time	Name	Time	Name	Time	Name	Time		
1	T. HERFOSS	11.123	C. HALLIDAY	13.644	C. HALLIDAY	29.480	C. HALLIDAY	26.410	C. HALLIDAY	1:20.770	1:20.770	
2	W. MAXWELL	11.148	W. MAXWELL	13.739	W. MAXWELL	29.560	T. HERFOSS	26.413	W. MAXWELL	1:20.954	1:21.046	
3	C. HALLIDAY	11.236	J. WATERS	13.853	B. STARING	29.765	W. MAXWELL	26.507	T. HERFOSS	1:21.300	1:21.447	
4	J. WATERS	11.241	B. STARING	13.885	J. WATERS	29.859	J. WATERS	26.525	B. STARING	1:21.454	1:21.504	
5	B. STARING	11.250	T. HERFOSS	13.897	T. HERFOSS	29.867	B. STARING	26.554	J. WATERS	1:21.478	1:21.598	
6	C. SPRIGGS	11.351	A. PHILLIS	13.933	M. BLAIR	30.079	A. PHILLIS	26.738	A. PHILLIS	1:22.388	1:22.612	
7	A. PHILLIS	11.408	C. SPRIGGS	13.981	A. PHILLIS	30.309	C. SPRIGGS	26.835	C. SPRIGGS	1:22.500	1:22.500	
8	M. BLAIR	11.428	M. BLAIR	14.026	C. SPRIGGS	30.333	M. BLAIR	26.973	M. BLAIR	1:22.506	1:22.743	
9	B. McINTYRE	11.756	B. McINTYRE	14.445	B. McINTYRE	31.186	B. McINTYRE	27.780	B. McINTYRE	1:25.167	1:25.552	

*Scott Laing*  
 Chief Time Keeper - Scott Laing

Clerk of Course - Simon Maas



Computime Race Timing Systems Pty Ltd © 1996  
 Licensed to Computime Race Timing Systems

[www.computime.com.au](http://www.computime.com.au)

COMPUTIME RACE TIMING SYSTEMS PTY LTD



ASBK.COM.AU f t i y

# Winton Motor Raceway : OFFICIAL TEST : April 11 & 12

## SUPERBIKE

### Combined Practices

### MERGED CLASSIFICATION

Date: 12/04/17

Printed at: 16:19

Pos	No	Name	Machine	Event P02	Event P05	Event P08	Event P11	Event P14	Event P17	Event P20	Event P23	Fastest Lap	Fastest Speed
1	65	Cru HALLIDAY (NSW) / Yamaha Finance / Yamaha Insurance / Ipone	Yamaha YZF-R1	1:24.814	1:22.149	1:22.219	1:21.132	1:24.938	1:21.922	1:21.948	1:20.770	1:20.770	243
2	25	Daniel FALZON (SA) / JD Racing / Caterpillar / YRT / Slime Australia / Mainline Dynolog Dyno.	Yamaha YZF-R1	1:23.670	1:22.469	1:21.451	1:21.331	1:21.953	1:21.181	1:20.944		1:20.944	242
3	1	Troy HERFOSS (QLD) / Crankt Protein Honda Racing / Honda Genuine / Pirelli / Alpinestars	Honda CBR RR	1:27.142	1:22.874	1:22.986	1:25.098	1:21.676	1:21.018	1:21.558	1:21.447	1:21.018	238
4	47	Wayne MAXWELL (VIC) / Yamaha Racing Team	Yamaha YZF-R1	1:23.951	1:22.462	1:21.926	1:21.563	1:22.041	1:21.705	1:21.328	1:21.046	1:21.046	243
5	67	Bryan STARING (WA) / Crankt Protein Honda Racing / Honda Genuine / Pirelli / Alpinestars	Honda CBR RR	1:24.785	1:23.173	1:23.661	1:22.572	1:21.905	1:22.083	1:22.108	1:21.504	1:21.504	239
6	21	Josh WATERS (VIC) / Team Suzuki ECSTAR / AirRoad / Pirelli / Swann Ins. / Pepper Money	Suzuki GSX-R	1:24.599	1:23.930	1:22.240	1:21.622	1:22.771	1:21.948	1:21.703	1:21.598	1:21.598	248
7	20	Alex PHILLIS (VIC) / Apex Civil / Arnolds Fruit Market	Yamaha YZF-R1	1:27.316	1:24.553	1:24.699	1:23.241	1:23.401	1:21.823	1:22.743	1:22.612	1:21.823	247
8	24	Robert BUGDEN (QLD) / Kawasaki BCperformance / Kawasaki Motors Aust. / Iceberg Enterprises	Kawasaki ZX10R	1:24.096	1:22.647	1:22.343	1:22.456	1:22.463	1:22.053	1:21.973		1:21.973	244
9	178	Michael BLAIR (NSW) / Yamaha YRT / Gosford Classic Car Museum / Ipone / YMI / John Singleton Grp	Yamaha YZF-R1	1:26.495	1:23.494	1:23.759	1:23.102	1:22.607	1:23.081	1:22.412	1:22.743	1:22.412	244
10	50	Callum SPRIGGS (QLD) / Ducati Aust. / QBE Insurance / Pirelli / Motul / Gibson Freight / INOX	Ducati Panigale	1:27.196	1:24.585	1:25.053	1:24.085	1:23.646	1:22.733	1:22.696	1:22.500	1:22.500	242

Chief Time Keeper - Scott Laing

Clerk of Course - Simon Maas



ASBK.COM.AU f t i y

# Winton Motor Raceway : OFFICIAL TEST : April 11 & 12

## SUPERBIKE

### Combined Practices

### MERGED CLASSIFICATION

Date: 12/04/17

Printed at: 16:19

Pos	No	Name	Machine	Event P02	Event P05	Event P08	Event P11	Event P14	Event P17	Event P20	Event P23	Fastest Lap	Fastest Speed
11	56	Troy GUENTHER (QLD) / Saint Unbreakable / BMW	BMW S RR	1:27.197	1:24.241	1:23.465	1:23.259	1:22.830	1:22.537	1:23.034		1:22.537	247
12	83	Kyle BUCKLEY (QLD) / Kawasaki BCperformance / Kawasaki Motors Aust. / Iceberg Enterprises	Kawasaki ZX10R	1:25.957	1:24.435	1:23.556	1:23.799	1:22.872	1:22.811	1:22.815		1:22.811	245
13	12	Matt WALTERS (NSW) / Swann Insurance / Kawasaki Aust. / Repsol / Rover Coaches / RST / Raceart	Kawasaki ZX10R	1:26.734	1:25.127	1:24.367	1:23.836	1:23.831	1:23.984			1:23.831	240
14	9	Sloan FROST (NZ)	Suzuki GSX-R	1:25.915	1:23.859	1:24.701						1:23.859	242
15	68	Mitch LEVY (NSW) / ATR / YRD	Yamaha YZF-R1	1:28.988	1:25.751		1:26.151	1:24.191	1:24.024	1:24.428		1:24.024	242
16	22	Trent GIBSON (VIC)	Yamaha YZF-R1	1:31.109	1:27.991	1:26.962	1:26.187	1:27.210	1:24.529	1:25.096		1:24.529	236
17	6	Brendan McINTYRE (NSW) / Western M-cycles Sydney / Ric Pobjoy Racing / Motul Oils / RK Chains	Suzuki GSX-R	1:27.462	1:27.321	1:26.266	1:25.934		1:24.757	1:25.078	1:25.552	1:24.757	233
18	78	Nathan SPITERI (VIC) / Livson TBR / Konnect / Repsol Oil / RST / LS2 / Viking Mini Loaders	Kawasaki ZX10R	1:45.892	1:29.891	1:28.012	1:27.672					1:27.672	231

.....  
Chief Time Keeper - Scott Laing

.....  
Clerk of Course - Simon Maas